

Anti-DECR1 antibody [8B1AD10] ab110287

4 图像

概述

产品名称	Anti-DECR1抗体[8B1AD10]
描述	小鼠单克隆抗体[8B1AD10] to DECR1
宿主	Mouse
经测试应用	适用于: IP, ICC/IF, IHC-P, Flow Cyt
种属反应性	与反应: Human
免疫原	Tissue, cells or virus. This information is considered to be commercially sensitive.
阳性对照	MRC5 fibroblasts; Human cerebellum tissue; Human liver mitochondria; HeLa cells.
常规说明	<p>This antibody clone is manufactured by Abcam. If you require a custom buffer formulation or conjugation for your experiments, please contact orders@abcam.com.</p> <p>The Life Science industry has been in the grips of a reproducibility crisis for a number of years. Abcam is leading the way in addressing this with our range of recombinant monoclonal antibodies and knockout edited cell lines for gold-standard validation. Please check that this product meets your needs before purchasing.</p> <p>If you have any questions, special requirements or concerns, please send us an inquiry and/or contact our Support team ahead of purchase. Recommended alternatives for this product can be found below, along with publications, customer reviews and Q&As</p> <p>Product was previously marketed under the MitoSciences sub-brand.</p>

性能

形式	Liquid
存放说明	Shipped at 4°C. Store at +4°C. Do Not Freeze.
存储溶液	pH: 7.5 Preservative: 0.02% Sodium azide Constituent: HEPES buffered saline
纯度	Ammonium Sulphate Precipitation
纯化说明	Purity near homogeneity as judge by SDS-PAGE. The antibody was produced in-vitro using hybridomas grown in serum-free medium and then purified by biochemical fractionation.
克隆	单克隆

克隆编号	8B1AD10
同种型	IgG1
轻链类型	kappa

应用

The Abpromise guarantee **Abpromise™**承诺保证使用ab110287于以下的经测试应用

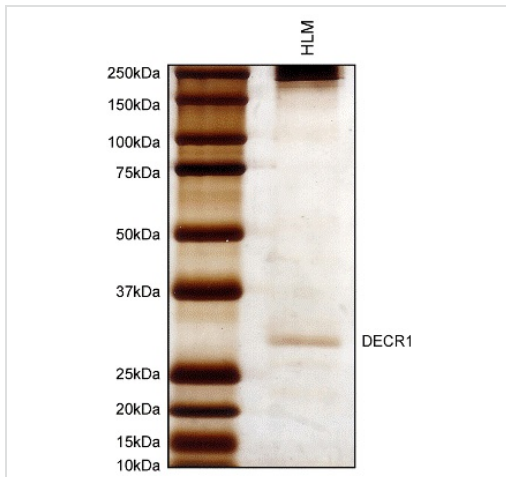
“应用说明”部分下显示的仅为推荐的起始稀释度;实际最佳的稀释度/浓度应由使用者检定。

应用	Ab评论	说明
IP		Use at an assay dependent concentration. This antibody will only immunoprecipitate DECR1 from isolated mitochondria.
ICC/IF		Use a concentration of 1 µg/ml.
IHC-P		Use at an assay dependent concentration. Perform heat mediated antigen retrieval - 1 min pressure cook in 1mmol EDTA pH8.
Flow Cyt		Use a concentration of 1 µg/ml. ab170190 - Mouse monoclonal IgG1, is suitable for use as an isotype control with this antibody.

靶标

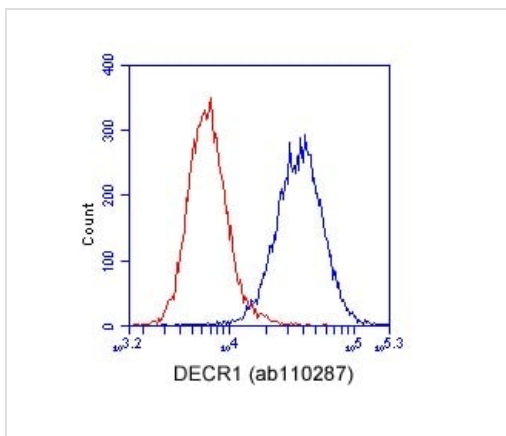
功能	Auxiliary enzyme of beta-oxidation. It participates in the metabolism of unsaturated fatty enoyl-CoA esters having double bonds in both even- and odd-numbered positions. Catalyzes the NADP-dependent reduction of 2,4-dienoyl-CoA to yield trans-3-enoyl-CoA.
组织特异性	Heart = liver = pancreas > kidney >> skeletal muscle = lung.
序列相似性	Belongs to the short-chain dehydrogenases/reductases (SDR) family. 2,4-dienoyl-CoA reductase subfamily.
细胞定位	Mitochondrion.

图片



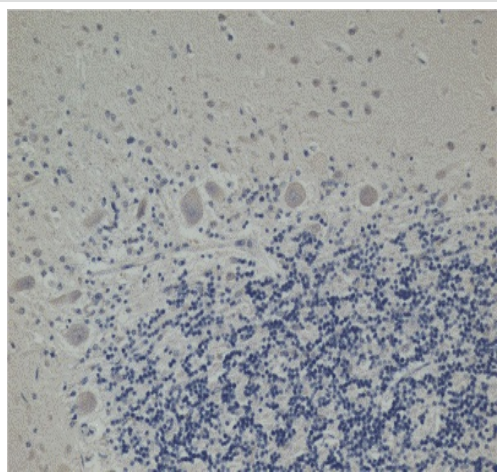
Immunoprecipitation - Anti-DEC1 antibody [8B1AD10] (ab110287)

DEC1 immunocaptured from human liver mitochondria using ab110287.



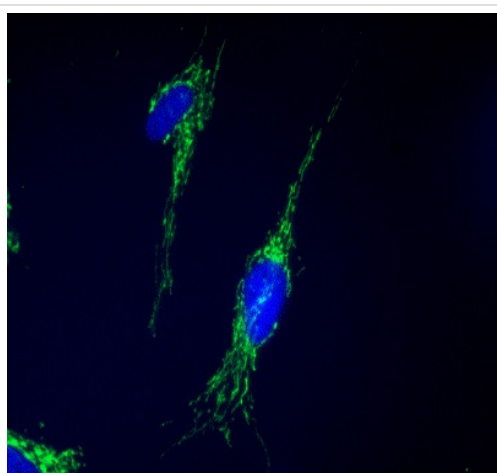
Flow Cytometry - Anti-DEC1 antibody [8B1AD10] (ab110287)

HeLa cells were stained with 1 µg/mL ab110287 (blue) or an equal amount of an isotype control antibody (red) and analyzed by flow cytometry.



ab110287 staining DEC1 in formalin-fixed, paraffin-embedded Human cerebellum tissue by Immunohistochemistry. DEC1 immunoactivity is most intense in neuronal cell bodies, most notably in the large Purkinje cells.

Immunohistochemistry (Formalin/PFA-fixed paraffin-embedded sections) - Anti-DEC1 antibody [8B1AD10] (ab110287)



MRC5 fibroblasts labeled with 1 µg/ml ab110287 and detected with goat anti-mouse secondary conjugated to FITC.

Immunocytochemistry/ Immunofluorescence - Anti-DEC1 antibody [8B1AD10] (ab110287)

Please note: All products are "FOR RESEARCH USE ONLY. NOT FOR USE IN DIAGNOSTIC PROCEDURES"

Our Promise to you: Quality guaranteed and expert technical support

- Replacement or refund for products not performing as stated on the datasheet
- Valid for 12 months from date of delivery

- Response to your inquiry within 24 hours
- We provide support in Chinese, English, French, German, Japanese and Spanish
- Extensive multi-media technical resources to help you
- We investigate all quality concerns to ensure our products perform to the highest standards

If the product does not perform as described on this datasheet, we will offer a refund or replacement. For full details of the Abpromise, please visit <https://www.abcam.cn/abpromise> or contact our technical team.

Terms and conditions

- Guarantee only valid for products bought direct from Abcam or one of our authorized distributors